



Welcome to Antigua




The Moorings®
Est. 1969



This eGuide was made by The Moorings co. and is meant to be used for informational purposes only as well as to give you general information and general understanding of the region. By using this eGuide you understand that some changes in information are possible and that this eGuide is no substitute for a full Chart and Area Briefing or official charts issued by the government.



Welcome to The Moorings Antigua



“Hi, I’m Britiney and I am the face you will see when you arrive at reception. Welcome to our beautiful island, I know you will enjoy every minute.”

Britiney Jacobs, Antigua Base Manager



Share Your Moorings Experience

We love to see what you've been up to on your holiday. Share your photos on Facebook, Instagram and Twitter making sure to tag us.



@themooringsvacations



@mymoorings



@themoorings

Nelson's Dockyard 6

| | |
|----------------------------------|----------|
| Reception/Office Hours | <u>6</u> |
| Time Difference | <u>6</u> |
| Late Arrival | <u>6</u> |
| Team Contact Numbers | <u>6</u> |
| Marina Facilities | <u>7</u> |
| Arrival Procedure | <u>7</u> |
| Airport Transfer | <u>7</u> |
| Car Rental | <u>7</u> |

Upon Arrival 9

| | |
|-------------------------------------------------|-----------|
| Sailing Licence | <u>8</u> |
| Check In Procedure | <u>9</u> |
| Embarkation Time | <u>9</u> |
| Out of Hours Arrival | <u>9</u> |
| Area & Yacht Briefing | <u>9</u> |
| What To Do Whilst Waiting For Your Yacht? . . . | <u>9</u> |
| Provisioning | <u>10</u> |
| Cool Boxes | <u>10</u> |
| Luggage Storage | <u>10</u> |
| Security | <u>10</u> |
| Drones | <u>10</u> |
| Charcoal BBQ | <u>10</u> |
| Wi-Fi | <u>10</u> |
| Music | <u>10</u> |
| Electricity | <u>10</u> |
| Yacht Damage Waiver & Security Deposit . . . | <u>11</u> |
| Currency Exchange, Credit Cards & Banks . . | <u>11</u> |
| Water & Garbage | <u>11</u> |
| Refueling | <u>11</u> |
| Before Leaving The Base | <u>11</u> |



| | |
|--------------------------|-----------|
| Your Safety | <u>12</u> |
| Sustainability | <u>13</u> |

When You Return To Base 14

| | |
|---------------------------------------|-----------|
| Return To Base Procedure | <u>14</u> |
| Before You Leave Your Yacht | <u>15</u> |

Useful Information 16

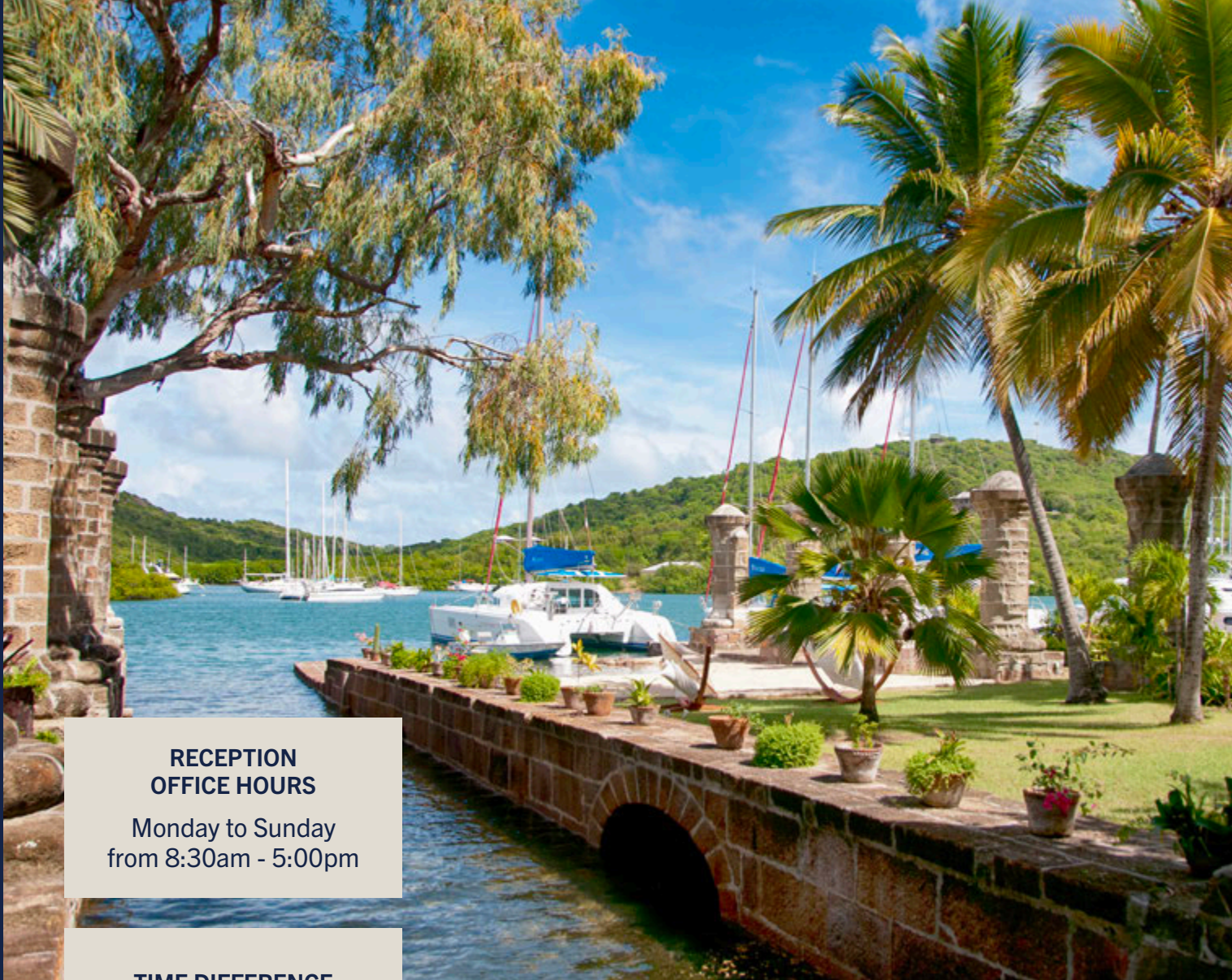
| | |
|----------------------------------|-----------|
| Non-Sailing Activities | <u>16</u> |
| Restaurants & Tipping | <u>16</u> |
| Hiking | <u>17</u> |
| Historical Sites | <u>17</u> |
| Fishing | <u>17</u> |
| Diving & Snorkeling | <u>17</u> |
| Cruising Area | <u>18</u> |
| Prevailing Winds | <u>18</u> |
| Weather Forecasts | <u>18</u> |
| Tidal Streams | <u>18</u> |
| Sailing Area Limits | <u>18</u> |
| Mooring Fees & Taxes | <u>18</u> |
| Night Sailing | <u>19</u> |
| Dinghy Safety | <u>19</u> |
| Accidental Grounding | <u>19</u> |
| 4 Hour Commitment | <u>19</u> |

Suggested Itineraries 22

| | |
|--------------------|-----------|
| One Week | <u>22</u> |
|--------------------|-----------|

Destination Spotlights 23

| | |
|---------------------------|-----------|
| English Harbour | <u>24</u> |
| Freeman Bay | <u>24</u> |
| Green Island | <u>25</u> |
| Jolly Harbour | <u>26</u> |
| Dickenson Bay | <u>26</u> |
| Deep Bay | <u>27</u> |
| Carlisle Bay | <u>27</u> |



RECEPTION OFFICE HOURS

Monday to Sunday
from 8:30am - 5:00pm

TIME DIFFERENCE

Nelson's Dockyard is AST
(Atlantic Standard Time),
-4 hours UTC/GMT

Charters start daily
at 12:00 noon, and
end at 11am.

Sleep aboard options are
possible. Please contact
the sales team to book!

LATE ARRIVALS

If you arrive after office
hours, a sign will be left at
the gate with security, on
the office door and also on
the yacht with the client's
name and booking number.

NELSON'S DOCKYARD

Our Antigua base in English Harbour is the starting point for a bareboat yacht charter where you'll find a colorful nightlife and lively bars filled with sailors drinking rum cocktails. From here, you're perfectly positioned to explore both Antigua and her chilled-out little sister Barbuda.

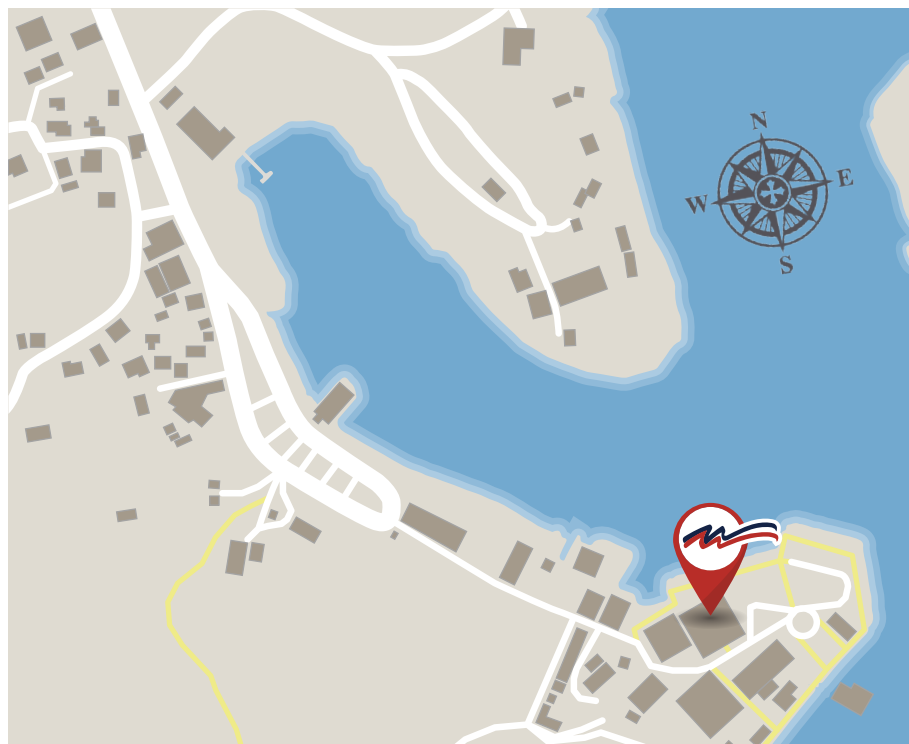
TEAM CONTACT NUMBERS

Base Supervisor 001 268 780 8264

Customer Service 001 268 780 8264

Base Office 001 268 460 2615

VHF 68 The Moorings (within working hours)
Customers do not need a VHF licence.



NELSON'S DOCKYARD MARINA FACILITIES

- Bathrooms and showers are open 24/7
- Laundry facilities open 8am to 5pm, Monday to Sunday
- Gift Shops
- Copper and Lumber Store Hotel
- Admirals Inn
- The Boom - Restaurant & Spa Marina Facility

ARRIVAL PROCEDURE

Guests are taken directly to their yacht and depending on their arrival time, they will be given a quick briefing on operation of toilets and cabin lights.

- Area briefings are available online for the [Antigua region](#).
- Boat briefings are done with only Skipper and First Mate present.

AIRPORT TRANSFER

Unfortunately we are unable to pre-arrange a transfer for you, however you will be able to get a taxi on arrival at the airport.

The transfer time from V.C Bird International Airport to the base is approximately 45 minutes to an hour and will cost around 48 USD for 2 and 16 USD per additional passenger, each way.

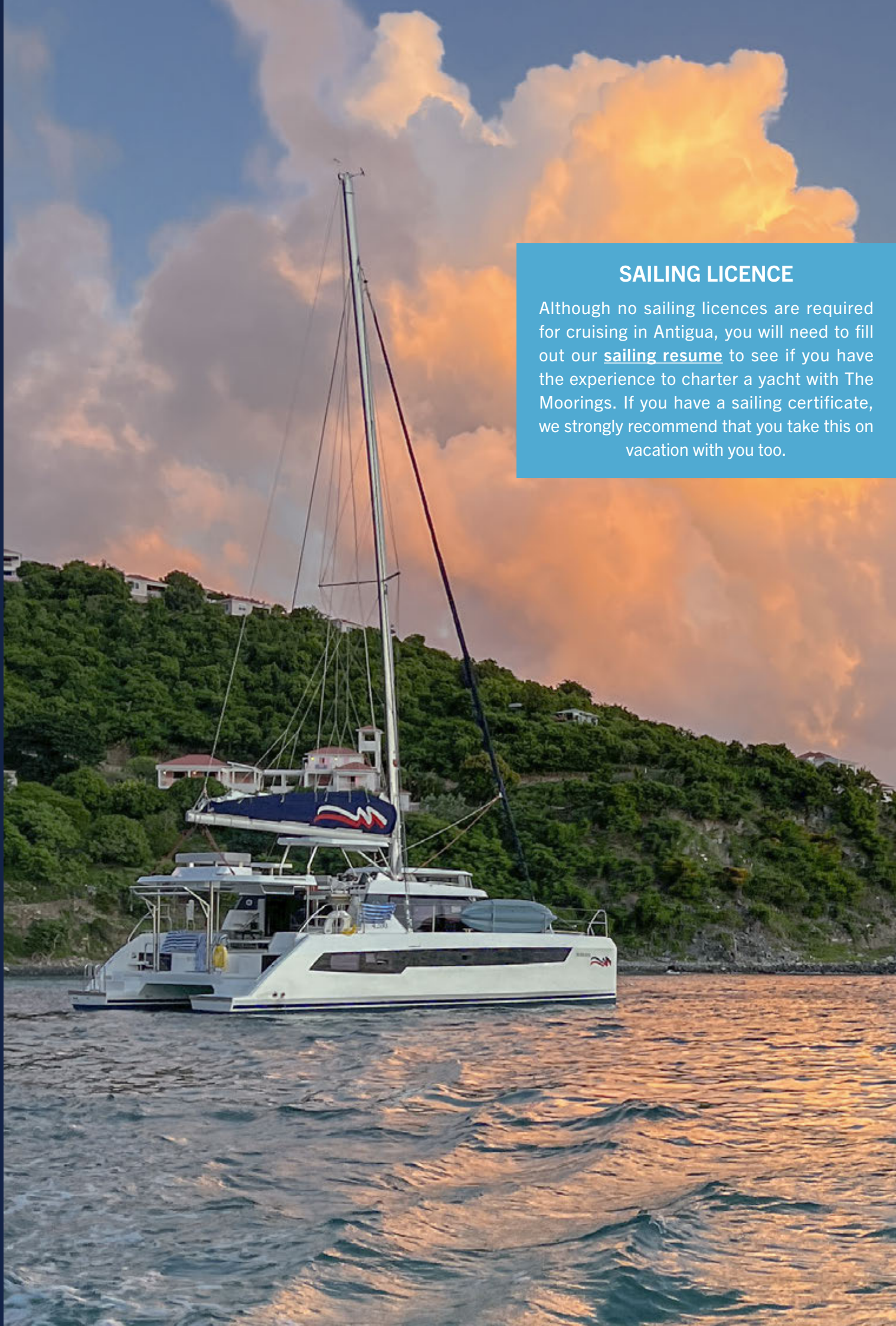
Upon your arrival at the airport, please mention your intended destination is Antigua Charter Services The Moorings and The Moorings at Nelson's Dockyard Marina.

Everton Francis Taxi Service . . . 001 268 788 2585

CAR RENTAL

There are several rental options however we recommend Bigs Car Rental or Titi Rent a Car.





SAILING LICENCE

Although no sailing licences are required for cruising in Antigua, you will need to fill out our [sailing resume](#) to see if you have the experience to charter a yacht with The Moorings. If you have a sailing certificate, we strongly recommend that you take this on vacation with you too.

UPON ARRIVAL

CHECK IN PROCEDURE

When you arrive at the marina, please go to the The Moorings reception where our team will help to check you in.

Please ensure you have the following items ready:

- Passport or identity card for every crew member
- Mobile phone number
- Credit card for payment of your yachts security deposit

Please ensure all pre-departure tasks have been completed prior to your arrival to avoid any delays.

EMBARKATION TIME

Your boarding time is at 12:00 noon. We thank you for your patience and understanding whilst waiting to board your yacht. Please ensure you have left your mobile phone number with our reception team who will contact you as soon as your yacht is ready.

An evening sleep aboard is available and can be organized in advance of your arrival to the base with your vacation planner. Boarding time is brought forward to 6pm the evening before your charter start date. This means you can settle into your yacht and set sail the following day. Please note that availability is limited and evening starts may not be possible during peak travel dates.



OUT OF HOURS ARRIVAL

If you will be arriving to our base outside of the normal reception times, you will need to follow our Out of Hours Arrival Process (detailed on [page 6](#)). Please also note briefings will be provided the following morning.

AREA & YACHT BRIEFINGS

Both area and boat briefings are mandatory for all skippers. Enjoy more time on the water by watching the required [Safety](#) and [Chart Briefing](#) video for the Antigua region online and in the comfort of your home or office before your arrival. After viewing, you are welcome to send any questions to our local chart briefer or sales agent via email. Onboard each vessel there is also a hard copy of sailors guide.

The yacht briefing introduces you to your yacht, its systems and rigging. It is carried out individually for each yacht once you board and are ready. It is important that all systems and equipment are fully understood.

Only Skipper and First Mate can participate in the consultations. The times of briefings are negotiable with clients upon arrival.

Boat Bag: At the chart briefing, each captain is given a yacht bag, which contains the yacht documents, the crew list and the last customs clearance form, as well as the skippers' notices information to use while here.

WHAT TO DO WHILST WAITING FOR YOUR YACHT

- Provisioning in a supermarket is a 5-minute walk from the base
- Listen to an area briefing
- Use the internet right at the office
- Grab something to eat at Pillar's Restaurant at the Admiral's Inn.





PROVISIONING

Pre-ordered provisioning is not possible in Antigua however we have plenty of local options available. Both of the following stores are within a 5 minute walk of the base:

- Crab Hole Liquors
- The Covent Garden Supermarket

COOL BOXES

The catamarans have a portable cool box. On the monohulls, the coolbox is built into the cockpit table.

LUGGAGE STORAGE

There is minimal storage at the base. We work on a first come first serve basis.

SECURITY

The entire marina is under 24/7 security, provided by the National Parks Authority.

DRONES

The use of flying drones may be restricted in some areas. For current drone regulations in this destination, please click [HERE](#)

CHARCOAL BBQ

All yachts are equipped with a barbecue, so feel free to order some briquettes and fire starters at the store! While in use, please move your dinghy to the bow and have a bucket of water handy. The base does not provide charcoal nor lighter fluid. If there are any leftover from the previous charter, this will be offered to guests free of charge. Otherwise, guests will have to purchase the items themselves. Please do not dispose of charcoal or any other items in the ocean.

WI-FI

Wi-Fi is available within the hotel reception. Please ask our teams for details. We are not able to provide Wi-Fi for the boat, however local sim cards may be purchased at Crab Hole Liquors and other local stores. The base will provide this information at check in. Our social media handles can be found on [page 4](#).

MUSIC

All The Moorings yacht stereos can be paired to your device via bluetooth, so you can connect and enjoy your own music.

ELECTRICITY

The standard voltage on all yachts is 12 volts. Electricity in Antigua is 110 volts AC, 50Hz and uses the standard US 2-pin plug, so if you're using different ones, make sure to bring an adapter. Not all yachts have generators, so it's good to bring a 12 V cord as well. Each vessel is equipped with a shore power plug and hooked up to shore power before and after each charter.



YACHT DAMAGE WAIVER AND SECURITY DEPOSIT

Our yacht damage waiver can be added any time prior to you leaving the marina in Antigua. The pre-paid, daily amount reduces your liability in the case of damage caused to the yacht or the loss of equipment on board.

A security deposit is required for all charters. The amount will vary based on the size and type of yacht being chartered, please consult our terms and conditions for further information click [HERE](#).

A pre-authorisation will be taken against a credit card and will be released when the yacht is returned to base without damage.

CURRENCY EXCHANGE, CREDIT CARDS AND BANKS

The local currency in Antigua is the Eastern Caribbean Dollar. US dollars are also used, however USD will not be accepted if notes are torn, we highly recommend to use the EC while on charter. For a 7-10 (14) day charter it will be good to have at least 1250ECD to cover items such as customs, water, ice, mooring buoys. Park fees, gratuity. This will make your charter journey easier and cheaper.

We highly recommend that you take cash, however most places accept card.

You can exchange your currency at the Eastern Caribbean Amalgamated Bank located 3 minutes away from the base.



WATER AND GARBAGE

Water can be purchased at most of the islands you will be sailing to. We cover this topic in the chart briefing, or you can find more information in the destination section of this guide.

Never give your garbage to local sailors, you should dispose of it directly in garbage points along the coast or simply at the base.

REFUELING

Your boat's tanks will be full on delivery of your charter yacht. The quantity of diesel is generally enough for your cruise.

One full tank suffices for any holiday, however if you really need to fuel up, ask at the base for advice, as we like to keep contaminated fuel away from our tanks.

BEFORE YOU LEAVE THE BASE

- Please ensure you have all the kitchen equipment and bedding you require. Extra bedding and some cooking utensils are available upon request.
- Check out fins from boxes on the dock. We have a range of sizes available, however these are limited, so we request that you take only what you will use. Take note that we are **no longer providing snorkeling masks or snorkels**.
- Check your safety equipment. We have a limited supply of children's life jackets (ages 4+ only). If you have your own children's life jacket we encourage you to bring it along.
- Make sure the fuel/water tanks are full.
- Make sure you have your yacht papers bag with the last customs clearance.
- Make sure you are provisioned.
- Make sure you have enough cash.

YOUR SAFETY

STAY SAFE AND HEALTHY ABROAD

Please locate your safety card when you get onboard and ensure that all crew read it before leaving the marina. If you cannot find it, then please contact reception who can provide a replacement. Although you will have watched the [online Charter Safety Briefing](#) before leaving home, we recommend that you rewatch the video before leaving the dock. This can be done on your own devices using the QR code.



We care a lot about your personal safety, so please read more about these topics in the safety card:

- Accident & Illness
- Be Aware & Safe
- Swimming & Beach Safety
- Alcohol & Drugs



SWIM SAFE

Swimming is often a fun and important part of a vacation. However local rules, flag systems, currents and where swimming may be permitted, can be different and vary from country to country. We strongly recommend that you and all your crew read through our 'swim safe' information [online](#) before you travel. Unfortunately even the strongest of swimmers can get into difficulties. The information on our website covers children, your surroundings, looking out for others, and not overestimating your own ability. Snorkel vests, life jackets (please see [page 17](#) for advise on what is available) and diver down flags are all available on board.



OUR OCEAN PROMISE



SUSTAINABILITY

As passionate sailors, we want to look after the beautiful destinations that our customers visit. Being conscious of the impact we can have on local communities; the ocean and wildlife is key to ensuring we protect them for future generations to enjoy. Here are a few of our top tips on how to minimise your footprint when out on the water that collectively makes a big difference:


- Sails up, sail green! Minimise the motor.
- Anchor with care.
- Give sea life space and do not attempt to touch marine life.
- Take only pictures.
- Leave only footprints.
- Throw nothing overboard.
- Turn electricity off.
- Use air-conditioning only when needed.
- Recycle and reuse where possible.
- Bring refillable water bottles.
- Say NO to plastic bags and bring a reusable bag.
- Minimise your plastic.
- Collect litter when possible.
- Buy local.
- Use eco-friendly and fair trade products.
- Use facilities on land.
- Shower quickly and ashore where possible.

WHEN YOU RETURN TO THE BASE

RETURN TO BASE PROCEDURE

Please ensure:

- Please empty all holding tanks and bilges at least 2 miles from shore before returning to the base
- Please contact the office or the base supervisor when you leave your last anchorage with an estimated time of arrival back to base. Upon entering the harbour, after passing the first channel marker, contact the base on channel #68 and then switch to #72 and await further instructions.
- Follow the refuelling guidance provided below
- Prepare your fenders
- One of our staff will guide you to your designated berth. The team will also help you dock



BEFORE YOU LEAVE YOUR YACHT

Please ensure:

- Allow 15-20 minutes for an on-board debrief with a member of the customer service team to record any maintenance issues experienced during your charter
- Navigational instruments have been covered and sailing bag has been closed
- The yacht bag with all documents with the last customs clearance form needs to be left on the chart table where possible
- Charts, keys and guide book have been left in the chart table
- All rubbish removed and disposed of in the marina bins or left on the dock for collecting
- All cupboards and refrigerator have been emptied of food
- All sheets and towels should be left on the bed inside pillowcases
- Snorkelling fins to be rinsed and placed back into the cockpit locker
- All personal possessions have been removed; please check thoroughly as items are often left onboard
- All hatches are closed.

Please ensure you fully vacate your yacht by 11:00am at the latest.



USEFUL INFORMATION

NON-SAILING ACTIVITIES

Restaurants and Tipping

There are many restaurants in English and Falmouth Harbours near the base at Nelson's Dockyard that generally close at 11pm. A 10-15% tip is standard for restaurants, taxis, etc.

- Falmouth Harbour:
- Sweet T's Ice Cream Parlour
- Jolly Harbour:
- Melini's (Italian/Pizza)
- Al Porto (Italian/Vegetarian/Vegan options)
- Miracles of the Caribbean (Seafood)
- Great Bird Island, St. John's:
- Deserted beaches, no restaurants
- Dickenson Bay:
- Coconut Grove Restaurant and Bar
- Warri Pier Restaurant
- Ana's on the Beach
- Green Island:
- Deserted beaches, no restaurants
- English Harbour:
- Trappas
- Antigua Yacht Club Marina Restaurant
- Abracadabra Restaurant



Hiking

- Pigeon point, Fort Cuyer and Fort Berkeley Circular
- Middle Ground Trail
- Shirley Heights Lookout Trail
- Carlisle Bay Circular
- Pinching Bay Circular
- Jones Valley Trail to Carpenter Trail

Historical Sites

- Betty Hope
- Devils Bridge
- Museum in Nelsons Dockyard
- Fort Barrington and Fort James


Fishing

The Moorings are unable to provide any equipment for fishing. If you would like to fish whilst out in Antigua, you will need to organise yourself.

Diving and Snorkelling

You will need a diving licence unless you go with a diving centre. We recommend the Soul Immersions Diving Centre, Dive Carib or Dockyard Divers.

- When diving and snorkelling, the diving flag and bouy should be deployed and visible to all passing nearby.
- One person should remain out of the water, keeping watch of the others in the water.



CRUISING AREA

PREVAILING WINDS

Forming the eastern border of the Caribbean Sea, the Windward Islands' N-S orientation means the winds will be on the beam more often than not when traveling south. This is ideal for fast cruising on the longer passages between some of the islands.

A prime time for a Antigua yacht charter is during the winter months when a cool NE wind blows across the shores. Heading North, cruising close-hauled or on a close reach is typical while those that opt for a one-way charter can cover more ground and avoid moving windward.

Wind velocities run the gamut from a gentle 10 knots to a more spirited 25 knots, often strengthening off the northern ends of the islands due to land effect.

Temperatures range from 65°F to 85°F (18°C to 29°C) from December till May, and from 75°F to 95°F (24°C to 35°C) from June till November. Navigation is straightforward, though plotting courses and keeping an eye on the GPS is important.

The hurricane season is from June to November, so be prepared for some tropical storms, and check with the base on any approaching weather. We would recommend that you keep the base mobile phone nearby at all times.

WEATHER FORECASTS

The base provides a weather forecast for the next 7 days. You will get a copy in the yacht bag. Guests need to consult the Sailors Guide to the Windward Islands for AM/FM stations from Martinique to Trinidad. There are locations at Blue Lagoon St Vincent, Tyrell Bay, Clifton Harbor and Bequia where forecasts are posted daily. Radio reception can be very poor in the islands. Reports can also be obtained through getting in contact with the The Moorings base. Additionally you can also check it here:

Internet windguru.cz or windy.com

VHF Radio The Hailing Channel
VHF channel 68
Emergency Coast Guard
& ABSAR
VHF channel 16

TIDAL STREAMS

In the Windward Islands the tidal range is very small: 30 cm to 60 cm (1 to 2 feet) including the variation of level due to atmospheric pressure and dominant winds.

SAILING AREA LIMITS

- North Sound to Nonsuch Bay on the NE Coast, restricted due to reefs. Barbuda- Spanish Point and North Coast due to reef and depth.
- It is strictly forbidden to sail alone, we require two persons minimum on board.

SAILING AREA LIMITS

There are no taxes or clearance requirements for sailing between Antigua and Barbuda.

MOORING FEES AND TAXES

- Mooring Balls: approx. \$15-20 USD per night. Available in Falmouth Harbour and Jolly Harbour
- Dockage Fees: \$30-\$50 USD per night



NIGHT SAILING

You are not permitted to sail at night. Be aware that sunset is very short in the Caribbean and you need to be anchored 1 hour before.

DINGHY SAFETY

We are counting on our guests to be mindful around their dinghy. Ensure you are towing and/or stowing this correctly whilst out on the water. Please ensure you take proper precautions when operating the dinghy and have the killcord attached to your person at all times whilst underway.

ACCIDENTAL GROUNDING

If you should accidentally run aground the most important thing is to get off again as soon as possible - for those purposes please call the coast guard immediately followed by the base supervisor and we will provide you with immediate assistance.



Grounding is not a pleasant experience so try to make sure it does not happen to you.

4 HOUR COMMITMENT

We maintain our fleet to the highest standards so you can make the most of your time on the water. However, if you have a breakdown or technical problems, please contact your base team so we can support you.

For essential equipment we provide a 4-Hour Commitment. This means we will attend to the yacht within four working hours of you notifying us of the breakdown of any essential equipment (judged by the opening hours of the base reception). We are able to support you with the breakdown of unessential equipment too however this may not be attended to within 4 hours of us being notified.

ESSENTIAL EQUIPMENT INCLUDES

- Engine
- Transmission
- Windlass
- Sails
- Standing and running rigging
- Battery and alternator

UNESSENTIAL EQUIPMENT INCLUDES

- Cellular phones
- VHF
- Refrigeration
- Air conditioning
- CD player
- Marine toilets
- Water maker
- Water pump
- Dinghy and outboard
- Depth and speed instruments

Note: Breakdowns occurred outside the defined sailing area and hours (8am-5pm), problems due to user negligence, bad weather or force majeure are not covered. Get the full policy details by clicking [HERE](#).



The Moorings Crewed Experience

Relax in the comfort of one of our spacious catamarans, complete with your very own professional skipper and gourmet chef. With a crew to attend to your every need, you'll be free to enjoy what really matters - unforgettable moments with the ones you love.

Gourmet Cuisine...

Your personal chef will make it a point to learn what you love, then craft a bounty of gourmet meals, snacks and drinks sure to amaze your palate over and over again.

Local Knowledge and Freedom...

Whether you're seeking adventure, relaxation or a taste of both, your skipper will navigate to new and exciting locales to suit any mood.

For more information and bookings, visit:
www.moorings.com/crewed




The Moorings®
Est. 1969



SUGGESTED ITINERARY

ANTIGUA 7-DAY ROUTE

DAY 1

English Harbour

DAY 2

Freeman Bay

DAY 3

Green Island

DAY 4

Jolly Harbour

DAY 5

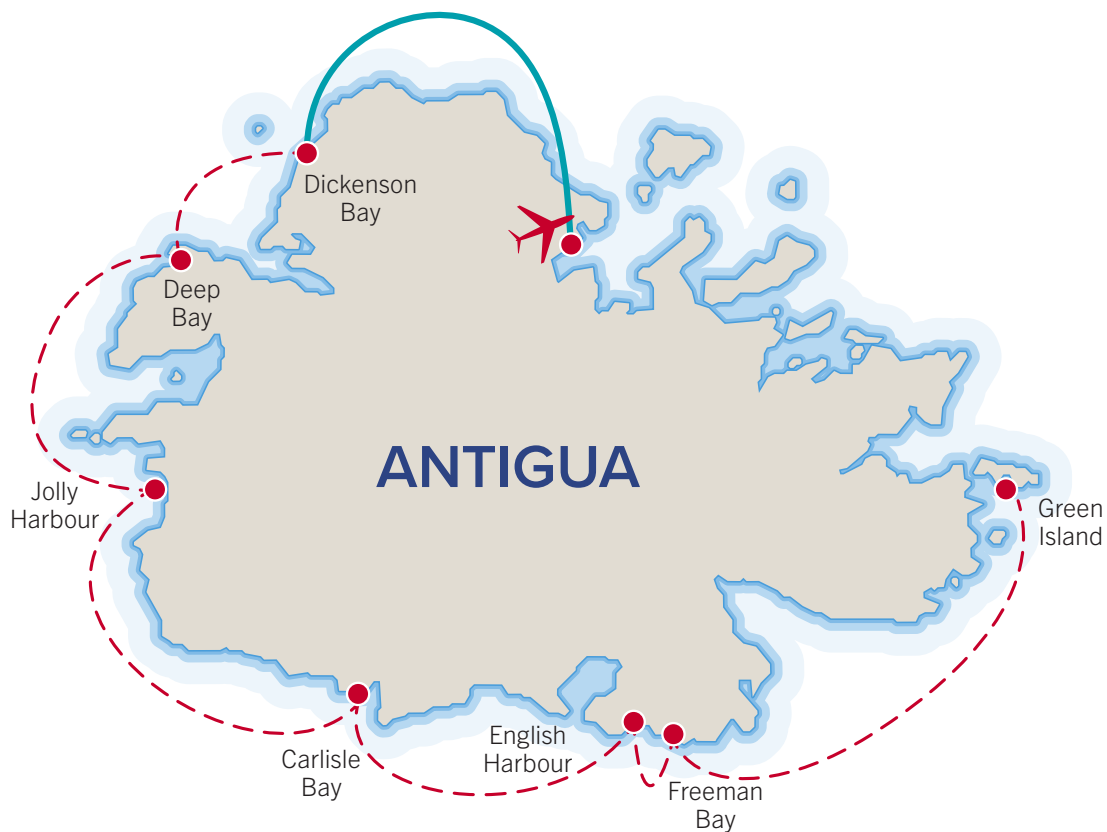
Dickenson Bay

DAY 6

Deep Bay or
Carlisle Bay

DAY 7

English Harbour



DESTINATION SPOTLIGHTS

Antigua may pack 365 beaches into one small island, but with clear seas, consistent breeze and a full regatta calendar, the beaches are just the start. Nestled in the heart of the Caribbean's Leeward Islands, Antigua is the best that sailing has to offer: warm, gentle trade winds, safe anchorages, turquoise waters and deserted white sand beaches.

Start your Antigua sailing holiday as soon as you arrive at our base at Nelson's Dockyard, where you'll find colourful nightlife and lively bars filled with sailors drinking rum cocktails. From here, you're perfectly positioned to explore both Antigua and her chilled-out little sister Barbuda. Drop anchor in Deep Bay and snorkel the famous shipwreck The Andes, huddled under the blue waters in the middle of the bay.



Step onto dry land for an evening and join one of Antigua's famous 'Jump Ups', an all-night steel drum dancing session. Embark on a 30nm reach north and spend the next afternoon relaxing on tranquil Barbuda. Here you'll find satiny stretches of pink coral sands for relaxing and colourful reefs for snorkeling. Birds far outnumber people on Barbuda, so take it easy and enjoy the solitude of the reef-protected shores.



ENGLISH HARBOUR

Our base at English Harbour is your introduction to the stunning scenery and engrossing island culture of beautiful Antigua. Explore English Harbour before you set sail, visiting Nelson's dockyard and the Admiral's House Museum or walking to Windward Bay or Pigeon Beach for a relaxing dip in the ocean.

| FACILITIES & SERVICES | COMMENTS | FACILITIES & SERVICES | COMMENTS |
|-----------------------|-------------------------------|-----------------------|--------------|
| Customs & Clearance | ✓ | Refuel | ✓ |
| Mooring Type | ✓ anchoring, docking, mooring | WiFi | ✓ |
| Mooring Fee | ✓ \$30 US/day | Activities | ✓ snorkeling |
| Dinghy Dock | ✓ | ATM | ✓ |
| Water Refill & Ice | ✓ | Provisioning | ✓ |
| Restaurants & Bars | ✓ | | |



FREEMAN BAY

Make the short journey to Freeman Bay, where you can moor in the millpond-still waters and step ashore at the magnificent Galleon Beach. The bright white sands of Galleon Beach are crowned with palms and teased by the gentle waters of the Caribbean Sea, making for a truly idyllic spot. Alternatively, you can cruise west around the headland to tranquil Pigeon Beach at the mouth of Falmouth Harbour.

| FACILITIES & SERVICES | COMMENTS | FACILITIES & SERVICES | COMMENTS |
|-----------------------|-------------------------------|-----------------------|--------------|
| Customs & Clearance | ✓ | Refuel | ✓ |
| Mooring Type | ✓ anchoring, docking, mooring | WiFi | ✓ |
| Mooring Fee | ✓ \$30 US/day | Activities | ✓ snorkeling |
| Dinghy Dock | ✓ | ATM | ✓ |
| Water Refill & Ice | ✓ | Provisioning | ✓ |
| Restaurants & Bars | ✓ | | |

GREEN ISLAND

Cruise east from the embrace of English Harbour and past the openings of Indian Creek and St. James Bay, mindful of the reefs that lie close to shore. Trace a curve northwards past Half Moon Bay towards Green Island, where you'll find a peaceful island paradise waiting for your arrival. Head to the west of the island where the mooring is safest, and step ashore to discover Green Island's many magnificent beaches and bays. The snorkelling here is excellent, so grab your mask and fins and keep an eye out for turtles cruising gracefully above the corals.



| FACILITIES & SERVICES | COMMENTS | FACILITIES & SERVICES | COMMENTS |
|-----------------------|-------------------------------|-----------------------|--------------|
| Customs & Clearance | ✗ | Refuel | ✗ |
| Mooring Type | ✓ anchoring, docking, mooring | WiFi | ✓ |
| Mooring Fee | ✗ \$30 US/day | Activities | ✓ snorkeling |
| Dinghy Dock | ✗ | ATM | ✗ |
| Water Refill & Ice | ✗ | Provisioning | ✗ |
| Restaurants & Bars | ✓ | | |



JOLLY HARBOUR

Head for Antigua's western coast and the ample moorings of Jolly Harbour. You'll sail the length of Antigua's stunning south coast, passing wide Willoughby Bay, the open mouth of Falmouth Harbour and the misty mountains of the island's southwest coastline. When you arrive at Jolly Harbour you'll have the chance to explore the numerous onshore amenities of this bustling island community. Check out the town or head for the ribbon of bright sand that is Jolly Beach.

| FACILITIES & SERVICES | COMMENTS | FACILITIES & SERVICES | COMMENTS |
|-----------------------|-------------------------------|-----------------------|----------|
| Customs & Clearance | ✓ | Refuel | ✓ |
| Mooring Type | ✓ anchoring, docking, mooring | WiFi | ✓ |
| Mooring Fee | ✓ \$30 US/day | Activities | ✗ |
| Dinghy Dock | ✗ | ATM | ✓ |
| Water Refill & Ice | ✓ | Provisioning | ✓ |
| Restaurants & Bars | ✓ | | |



DICKENSON BAY


Continue north along Antigua's west coast, past Five Island Harbour and the bustling capital city of St. John's. Head for the northwest extremity of the island, where you'll moor at Dickenson Bay. Here you'll find a pretty beach with a number of bars and restaurants where you can spend a pleasant afternoon revelling in Antigua's irresistible island culture. Go west around Little Sister Islet on your way in to save your keel from the corals.

| FACILITIES & SERVICES | COMMENTS | FACILITIES & SERVICES | COMMENTS |
|-----------------------|-------------|-----------------------|------------------------|
| Customs & Clearance | ✓ | Refuel | ✗ |
| Mooring Type | ✓ anchoring | WiFi | ✓ |
| Mooring Fee | ✗ | Activities | ✓ snorkeling, jet skis |
| Dinghy Dock | ✗ | ATM | ✗ |
| Water Refill & Ice | ✗ | Provisioning | ✓ |
| Restaurants & Bars | ✓ plenty | | |

DEEP BAY

Deep Bay is a well-protected, small bay with a resort and restaurant ashore. Good holding on sand. Near the entrance to the bay you will see a marker pointing out the remains of a shipwreck from 1905, the Wreck of the Andes. Once safely anchored, grab your dinghy and snorkel gear to explore underwater, enjoy the corals and reef fish that thrive amid the bones of the sunken ship. As the sun goes down steel drums play from the restaurant and bar on shore. Perfectly angled for sunset, an evening in Deep Bay is sure to be unforgettable.

| FACILITIES & SERVICES | COMMENTS | FACILITIES & SERVICES | COMMENTS |
|-----------------------|-------------------------------|-----------------------|----------|
| Customs & Clearance | ✗ | Refuel | ✗ |
| Mooring Type | ✓ anchoring, docking, mooring | WiFi | ✗ |
| Mooring Fee | ✓ \$30 US/day | Activities | ✓ |
| Dinghy Dock | ✗ | ATM | ✗ |
| Water Refill & Ice | ✗ | Provisioning | ✓ |
| Restaurants & Bars | ✓ | | |



CARLISLE BAY

Carlisle Bay is a beautiful anchorage, set inside a protected bay. The white sand beach is lined with palm trees and a nice resort. Turquoise waters and coral along the coastline set the stage for turtle sightings, good snorkeling, and calm waters for paddle boarding or kayaking. On shore the Indigo Restaurant, while part of the resort, also welcomes visitors for beachside dining. Reservations are recommended. No mooring balls, anchor in sand. There are a few coral heads that are charted, but otherwise plenty of room and good holding in sand.

| FACILITIES & SERVICES | COMMENTS | FACILITIES & SERVICES | COMMENTS |
|-----------------------|-------------|-----------------------|--------------|
| Customs & Clearance | ✓ | Refuel | ✗ |
| Mooring Type | ✓ anchoring | WiFi | ✗ |
| Mooring Fee | ✗ | Activities | ✗ snorkeling |
| Dinghy Dock | ✗ | ATM | ✗ |
| Water Refill & Ice | ✗ | Provisioning | ✗ |
| Restaurants & Bars | ✓ | | |



SEE YOU SOON!

We look forward to your visit.

We want you to have the best experience when you charter with us.
That is why we include more as standard than any other charter company.

For help planning your charter, email us at contactus@moorings.com


The Moorings®
Est. 1969


tripadvisor®

feefo 